



## COMPANY PRESENTATION

# Conference Call Q1 2026 Financial results

May 18<sup>th</sup>, 2026



Member of  
**Euronext  
Tech Leaders**



Certain statements in this slide show, including those addressing the Company's beliefs, plans, objectives, estimates or expectations of possible future results or events, are forward-looking statements. Forward-looking statements involve known or unknown risks, including general economic and business conditions, and conditions in the industry we operate and may be affected should our assumptions turn out to be inaccurate. Consequently, no forward-looking statement can be guaranteed and actual future results, performance, or achievements may vary materially from those expressed or implied by such forward-looking statements. The Company undertakes no obligation about the contents nor to update the forward-looking statements to reflect events or circumstances that may arise after the date hereof.



### 2026 Financials - Euro '000

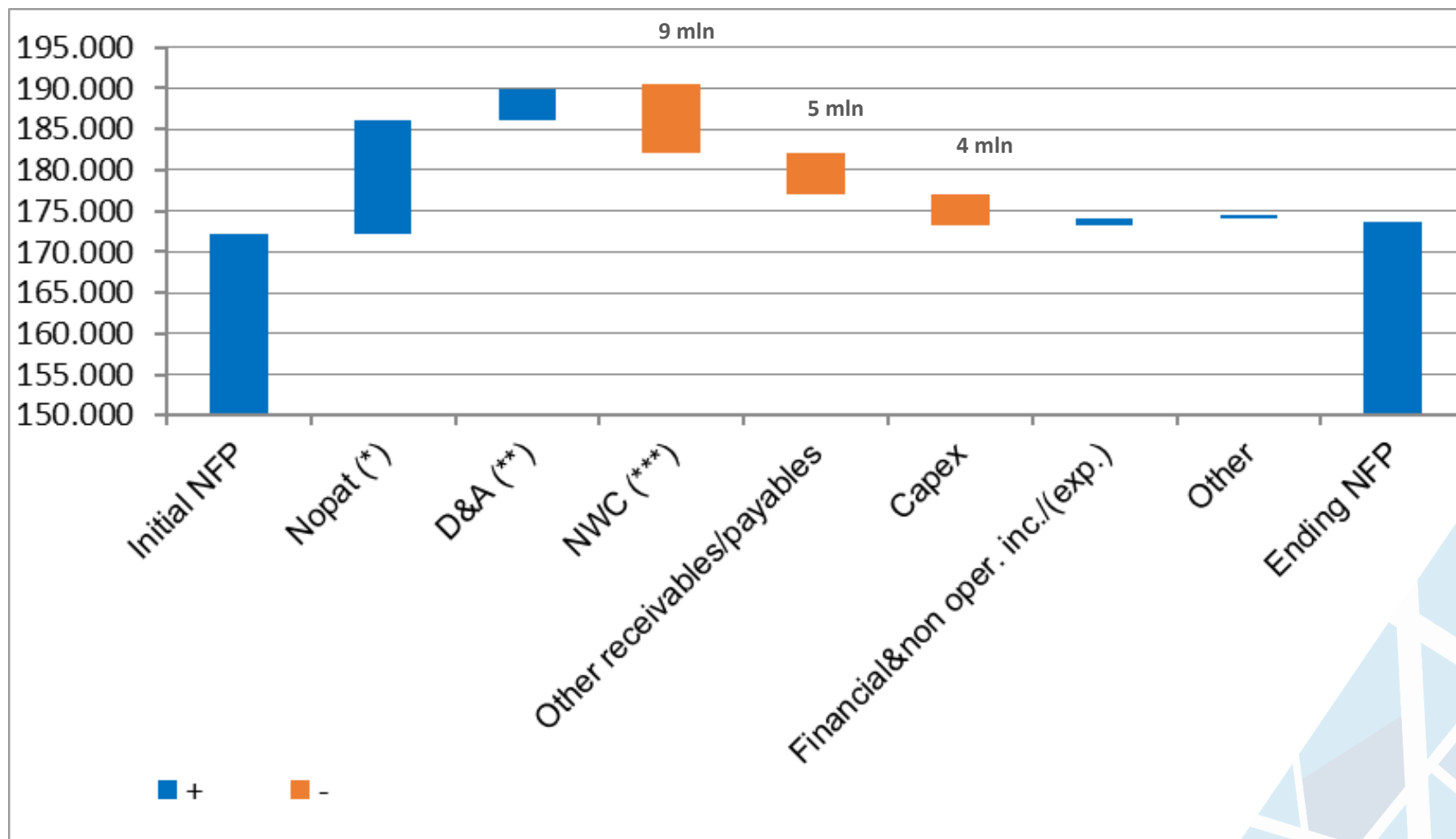
P&L	31/03/2025 unaudited	%	31/03/2026 unaudited	%	Var.%
Revenues	140.900		145.562		3,3%
EBIT	17.410	12,4%	19.853	13,6%	14,0%

Revenues	31/03/2025	%	31/03/2026	%	Var.%
Medical	99.204	70,4%	108.362	74,4%	9,2%
Industrial	41.696	29,6%	37.200	25,6%	-10,8%

	Industrial	Medical	Total
Revenues	37.200	108.362	145.562
Gross margin	14.288	52.867	67.155
GM%	38,4%	48,8%	46,1%
EBIT	672	19.181	19.853
EBIT %	1,8%	17,7%	13,6%

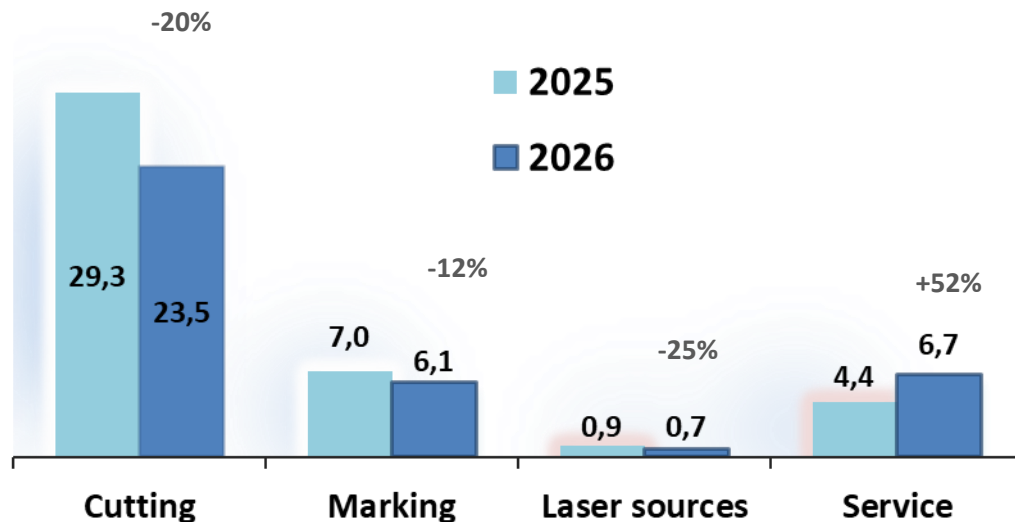
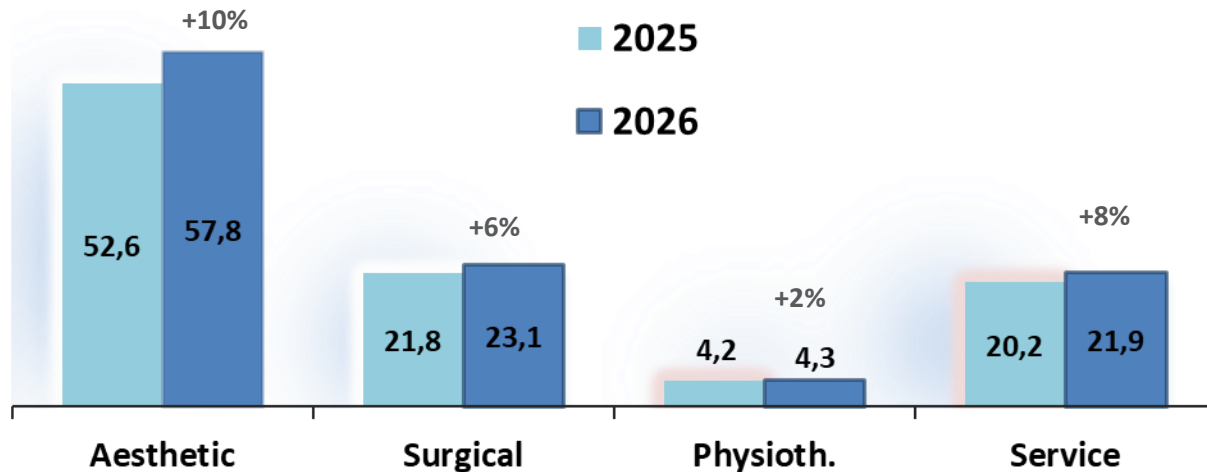
Euro '000	31/03/2025	%	31/03/2026	%	Var. %
	unaudited		unaudited		
Medical	99.204	70,4%	108.362	74,4%	9,2%
Industrial	41.696	29,6%	37.200	25,6%	-10,8%
<b>Revenues</b>	<b>140.900</b>	<b>100,0%</b>	<b>145.562</b>	<b>100,0%</b>	<b>3,3%</b>
<b>Gross margin</b>	<b>62.947</b>	<b>44,7%</b>	<b>67.155</b>	<b>46,1%</b>	<b>6,7%</b>
Operating Expenses	15.132	10,7%	16.270	11,2%	7,5%
Staff expenses	26.088	18,5%	27.212	18,7%	4,3%
<b>EBITDA</b>	<b>21.726</b>	<b>15,4%</b>	<b>23.673</b>	<b>16,3%</b>	<b>9,0%</b>
Depr., amort., accruals	4.316	3,1%	3.820	2,6%	-11,5%
<b>EBIT</b>	<b>17.410</b>	<b>12,4%</b>	<b>19.853</b>	<b>13,6%</b>	<b>14,0%</b>
Net financ.income(charges)	(1.111)	-0,8%	875	0,6%	
Other income (expense) net	19	0,0%	(717)	-0,5%	
<b>EBT</b>	<b>16.318</b>	<b>11,6%</b>	<b>20.010</b>	<b>13,7%</b>	<b>22,6%</b>

	31/12/25	31/03/26
		unaudited
<b>Net financial position</b>	<b>172.212</b>	<b>173.729</b>



\* Nopat = Ebit - Income tax  
 \*\* D&A = Depreciation, Accruals and Devaluation  
 \*\*\* NWC = Net Working Capital

Medical: +9%

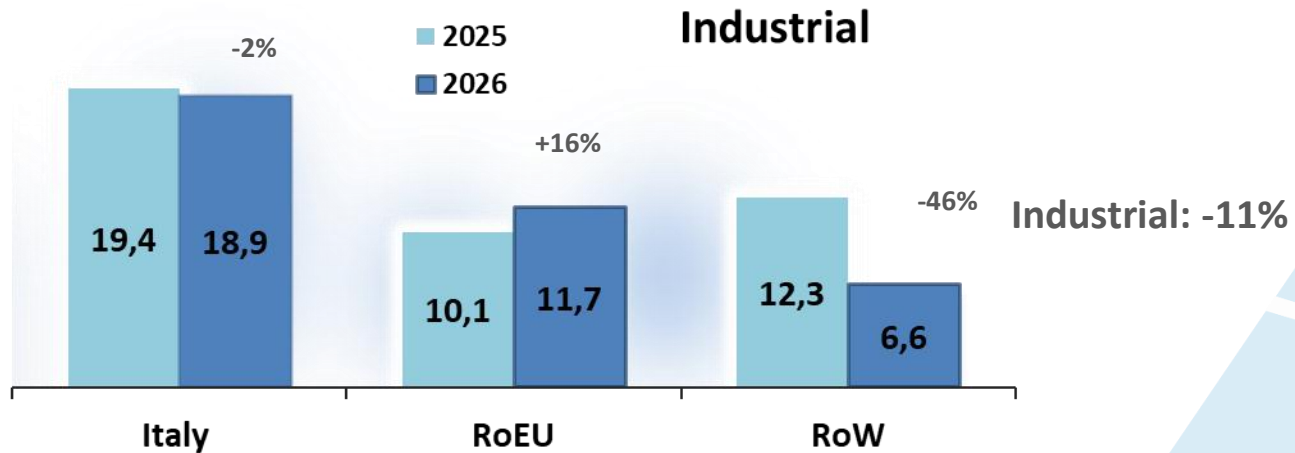
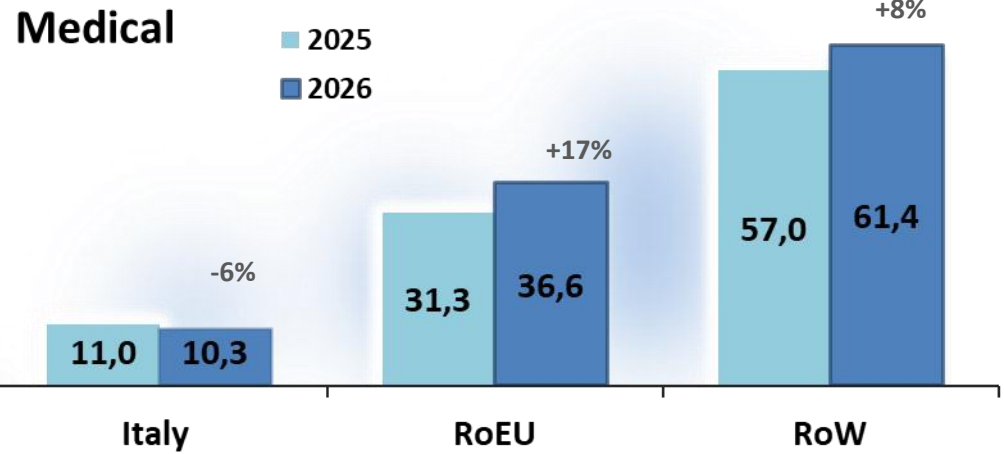


*in Euro million*

Industrial: -11%

Medical: +9%

*in Euro million*



**Revenues increase: ~ +5%**

**EBIT% 2026 > EBIT% 2025**





## CONTACTS

El.En. S.P.A.

Enrico Romagnoli

*Investor Relations Manager*

tel. +39 055-8826807

E-mail: [finance@elen.it](mailto:finance@elen.it)

## POLYTEMS HIR

*Financial Communication, IR and Press Office*

**Bianca Fersini Mastelloni** - [b.fersini@polytemshir.it](mailto:b.fersini@polytemshir.it)

**Silvia Marongiu** - [s.marongiu@polytemshir.it](mailto:s.marongiu@polytemshir.it)

Tel. +39 06-69923324